



T H E P A R I S H

Monthly Financial Review

December 2025

Please contact vestry@parishanglican.org with any questions.

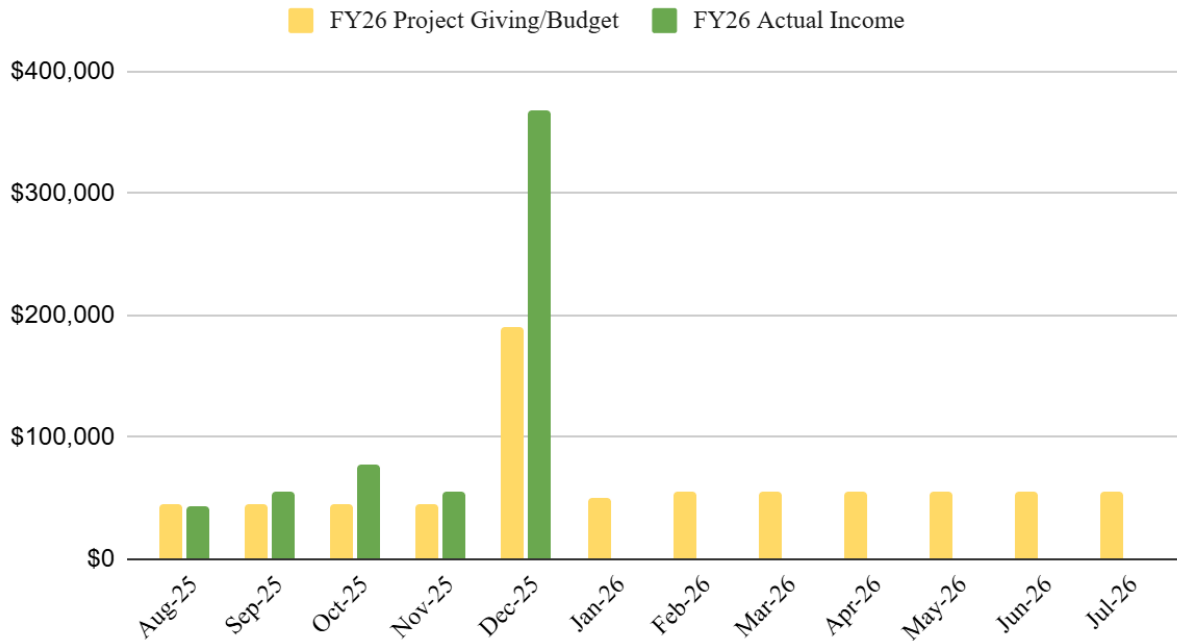
The Parish is a self-supporting community made possible by those who donate.

You can learn about the different ways to support The Parish financial at parish.community/give.

Income Summary

For FY26 (August 1, 2025 thru July 31, 2026), the Vestry estimated monthly income (i.e., gifts plus interest on savings) based on historical estimates. Giving is generally consistent across months with some seasonality, except for December where The Parish, like most nonprofits, receives 30-40% of its total financial support through gifts and donations. The Parish community has met or exceeded anticipated giving throughout the new fiscal year.

Estimated vs Actual Income



	Projected	Actual	Difference	Cumulative Difference
Aug 24	\$ 45,000	\$ 43,848	\$ (1,152)	\$ (1,152)
Sep 24	\$ 45,000	\$ 55,904	\$ 10,904	\$ 9,752
Oct 24	\$ 45,000	\$ 78,236	\$ 33,236	\$ 42,988
Nov 24	\$ 45,000	\$ 54,542	\$ 9,542	\$ 52,531
Dec 24	\$ 190,000	\$ 368,039	\$ 178,039	\$ 230,570
Jan 25	\$ 50,000	\$ -		
Feb 25	\$ 55,000	\$ -		
Mar 25	\$ 55,000	\$ -		
Apr 25	\$ 55,000	\$ -		
May 25	\$ 55,000	\$ -		
Jun 25	\$ 55,000	\$ -		
Jul 25	\$ 55,000	\$ -		
TOTAL	\$ 750,000	\$ 600,570		

Budget Summary

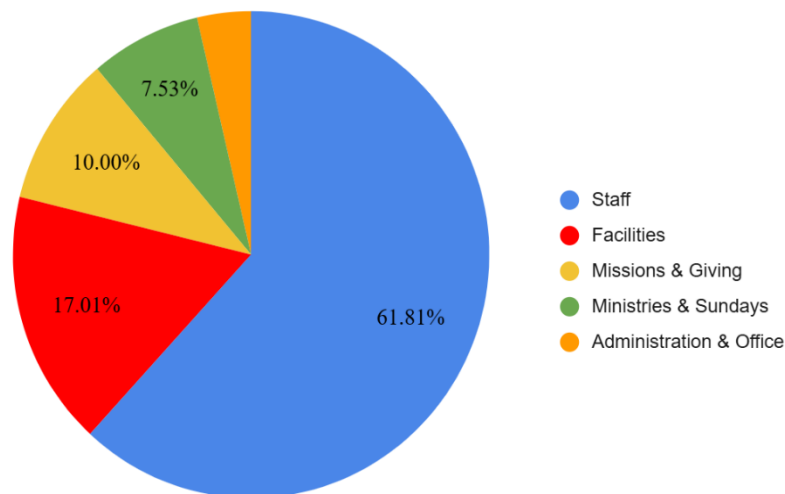
The Parish's primary cost driver, and therefore the largest percentage of the budget, is people. Investments in staff (i.e., salaries, wages, professional development) is included in this portion of the budget. The facilities category includes all rents for Kalen and the office, as well as additional parking and cleaning services.

The Parish prioritizes giving and models tithing, with 5% of all gifts we receive being given to our Diocese and splitting the remaining 5% between benevolence and counseling reimbursements as well as local, regional, and global mission partners (see the section at the end of this report for more details on our missions partners and giving model).

Ministries & Sundays cover all other expenses related to our Sunday services, Family Ministry, Community Life, and Pastoral Care for our community. Lastly, Administration & Office includes the business and operations expenses for The Parish. After five months, The Parish is over budget, but this is because of our own Missions & Giving – with respect to our operational expenses, we are under budget.

	Total Budget	% of Budget	Expenses FYTD	5 months completed Behind (+, favorable) or Ahead (-, unfavorable)
Staff	\$ 463,597	62%	\$ 177,874	\$ 11,934
Facilities	\$ 127,540	17%	\$ 54,074	\$ (824)
Missions & Giving	\$ 75,000	10%	\$ 64,577	\$ (27,577)
Ministries & Sundays	\$ 56,461	7.5%	\$ 22,202	\$ 1,573
Administration & Office	\$ 27,402	3.5%	\$ 11,826	\$ 254
TOTAL	\$ 750,000		\$ 330,553	\$ (14,640)

Distribution of Budget

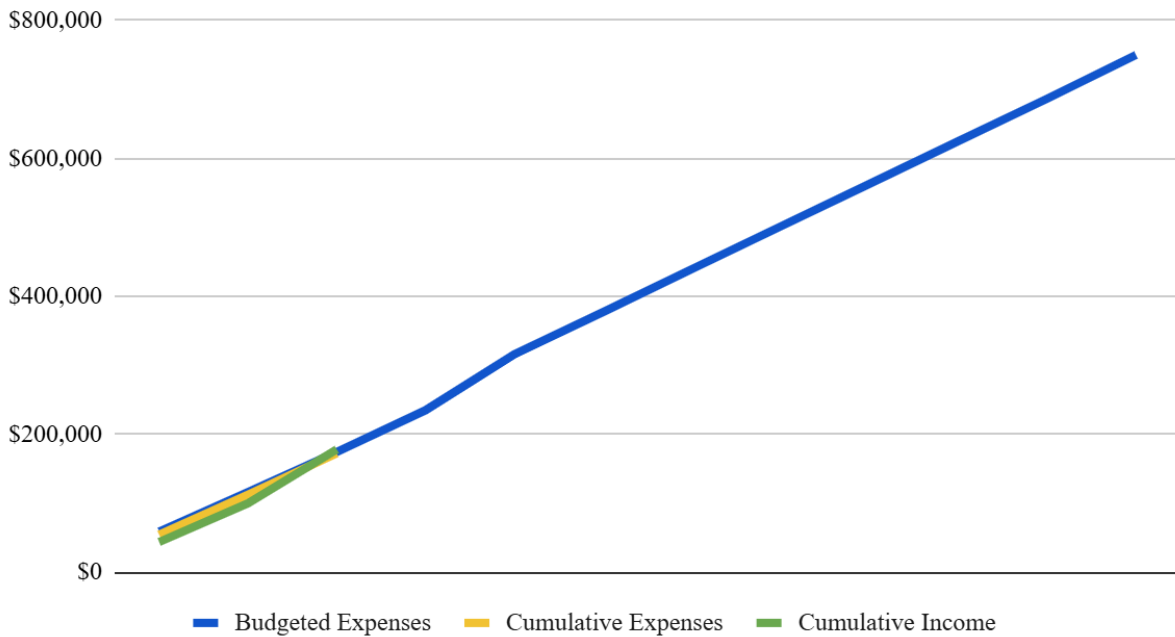


Expense Summary

The table below shows the monthly expenses by budget category. The chart shows the total expenses vs income. With the above-expected gifts and income in the first quarter, The Parish's income has exceeded expenses FYTD.

	Staff	Facilities	Missions & Giving	Ministries & Sundays	Administration & Office	Monthly Total
Aug	\$ 34,617	\$ 10,795	\$ 5,327	\$ 928	\$ 2,551	\$ 54,217
Sep	\$ 34,641	\$ 10,470	\$ 5,392	\$ 6,031	\$ 1,807	\$ 58,340
Oct	\$ 34,617	\$ 10,796	\$ 7,398	\$ 4,291	\$ 2,670	\$ 59,772
Nov	\$ 34,415	\$ 10,795	\$ 5,317	\$ 3,759	\$ 1,653	\$ 55,939
Dec	\$ 39,583	\$ 11,220	\$ 41,144	\$ 7,194	\$ 3,145	\$102,285
Jan						
Feb						
Mar						
Apr						
May						
Jun						

Cumulative Expenses vs Income FYTD



Missions & Giving Details

The Parish sets aside 10% of all general gifts and offerings received to be re-given. Half of our giving (5% of all general gifts and offerings) is given to our Dioceses, Churches for the Sake of Others (<https://c4so.org/>). The remaining half is split evenly into five other giving categories (i.e., 1% of all general gifts and offerings received). Note that any gifts the Parish receives that are specifically designated for a purpose (e.g., facility or benevolence), the Staff and Vestry work to honor that request and have the whole gift set aside for that purpose. However, as with all churches and nonprofits, gifts and donations received are to be used at the discretion of that organization regardless of the desired intent of the giver.

- **Local Mission Partner – Cloudwalk (<https://cloudwalk.org/>)**
Cloudwalk is an Alpharetta-based organization that curates spiritual formation contexts through groups, prayer gatherings, and retreats.
- **Regional Mission Partner – Presencia (<https://presenciaatl.org/>)**
Presencia exists to create healthy community for children of immigrants living along the Buford Highway area of Atlanta.
- **Global Mission Partner – Canopy Life International (<https://canopylife.org/>)**
Canopy Life (founded by a former Parishioner) exists to empower children in Kenya to become godly, innovative leaders who end the cycle of poverty in their communities.
- **Counseling Assistance**
The Parish believes that mental, emotional, and relational health are critical components of our holistic formation and apprenticeship to Jesus. Our pastors are dedicated to supporting our community with care and presence through difficult seasons. Additionally, we set aside 1% of all general gifts and offerings to help those in our community receive assistance toward clinical counseling from licensed therapists. To learn more about our approach toward Counseling Assistance or to request support, please reach out to us.
- **Benevolence & Community Care**
Sometimes being the hands and feet of Jesus means meeting people's practical needs: food, shelter, clothing, medical care, etc. In order to support those in our community when material needs arise, we set aside 1% of our general gifts and offerings for such scenarios. These funds, though generally reserved for those that call the Parish home, can be utilized to support others in need. To learn more about our approach toward Benevolence or to request support, please reach out to us.

If at the end of a fiscal year we have not fully utilized the 1% set aside for either Counseling Assistance or Benevolence, the remainder is rolled into a Restricted Fund which can be used in future fiscal years for those purposes.